

ROPA

TRAILER



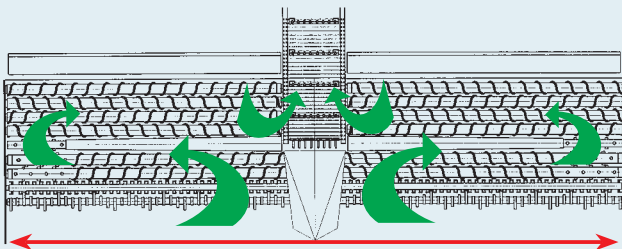
Class Leaders

Loading and cleaning machine



Technical innovation

- • • ► **Effective cleaning**
- • • ► **Careful handling of beets**
- • • ► **Tremendous load-carrying capacity**
- • • ► **Very high user-safety**



New 8.70 m pick-up system

The euro MAUS has been **greatly improved** by the introduction of a new **8.70 m** wide cleaning mechanism which incorporates **18 endless-screw rollers**, divided into two parts. This arrangement of the lifting and cleaning mechanism provides many advantages:

- The heap of beets is **shared evenly between both parts** of the lifting system.
- The **extended load path** results in an exceptional cleaning process.
- The **soil, tops and leaves** are distributed over the **whole width during the lifting and cleaning process**.
- **8 reversible rollers** ensure a powerful cleaning effect.

ROPA



8.70 m




▶ A detailed look at the technology

1 THE LIFTING SYSTEM

The **initial finger roller**, working at a depth of several centimetres, lifts the beets and passes them onto the comb roller. This, in turn, passes them to the **two separator rollers**. These move the beets to the outside. The rubber fingers at the end of these rollers perform the initial cleaning of the beets and move them to the second part (**4 reversible spiral rollers**).

A **conical roller** separates these two parts. The speed of each part can be set independently.

The main cleaning is performed by the **eight rear rollers**. Their **reversible action** make easy work of removing **dirt and weeds**. The roller thickness has been increased from 6 to 8 mm thus **ensuring a long working life**.



Lumps of earth, the beet tops and leaves as well as covering material (e.g. chopped straw) are completely removed from the beets and scattered during the cleaning process.



... a sophisticated system: to satisfy your



Perfect adaptation to the ground



A camera is used to monitor and **optimise the working depth.**

Hydraulic control of the pressure on the outer sides and on the central element **enable precise collection.** A **central moving probe** allows the machine to penetrate the heap.

In addition, **hydraulic skids** at either end **determine the working depth.**




The hydraulically powered **pivoting telescopic arm** is controlled using a multifunction lever. It allows the **last remaining beets** in the heap **to be swept in** and can be **used to balance the flow of beets** entering the cleaning stage.



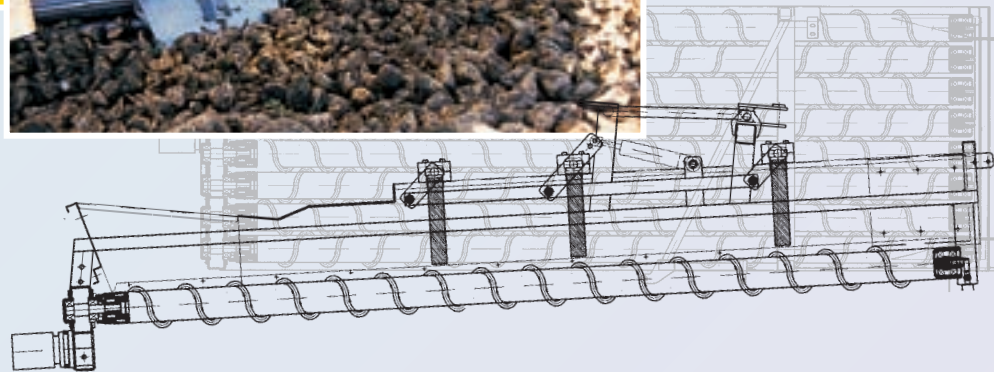
requirements ...

▶ Innovative technology



2 CLEANING

A new bed equipped with **8 spiral rollers** replaces the cleaning belt. The cleaning belt is still available as an option. **The flow of beets** can be slowed to a greater or lesser extent **by means of rubber bars** which are controlled from the cab. This enables the required depth of cleaning to be achieved. The surface area of this new bed has been increased by 25%.



Pebbles and stones are crushed by the spiral rollers. However, for large aggregates it is possible to reverse the direction in which the **rollers rotate**. And in order to avoid any problems, when the driver stops the rollers the loading belt is automatically stopped.

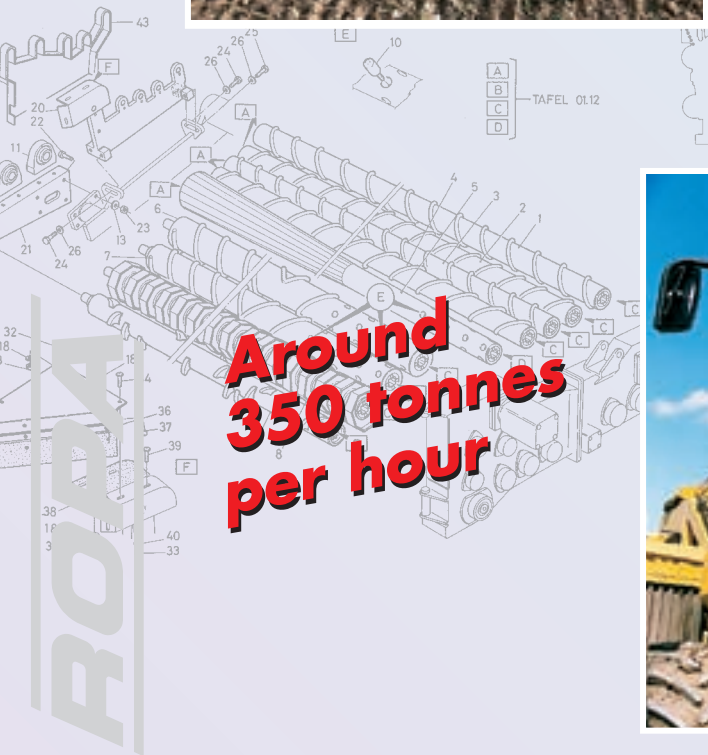


As standard the machine is equipped for light soils with a **90 cm wide cleaning bed**. Several other widths are available on request. **The reversibility and the continuously variable nature of the system** support different cleaning possibilities.





Thanks to its enormous loading capacity of **30 tonnes of beets in 4 - 8 min.** (depending on the cleaning required) it is possible to achieve a rate of **around 350 tonnes/hour.**





...an optimum solution between the harvester and the lorry.

▶ Loading

3 LOADING

The loading belt allows lorries to be **loaded on either side**. The arm can be raised, lowered and turned to achieve a **maximum reach of 13 m**. With an arm height of 6 m, the lorry can be on ground which is about 2 m higher than the ground on which the machine is working. In addition, the distance between the lorry and the extremity of the pick-up system can be up to 7 m, thereby allowing **room for any obstacles** (e.g. a ditch or an embankment). Thanks to two joints the loading belt can **pivot through 300°** allowing lorries on the left and the right to be loaded. The effectiveness of the cleaning provided by the roller bed or the cleaning belt is automatically achieved using the control unit in the cab.



13 m



Complete stability is assured by a **hydraulically locked axle** and by the **pivoting diesel tank** (1340 litres).

Large tyres (680/75 R 32) maintain soil structure.





4 CAB

The new cab of the euro MAUS provides an optimum environment in which to work comfortably for long hours. **The curved, tinted window** gives the driver an excellent view over the whole of the cleaning system, thereby allowing the picking up and loading process to be easily monitored.

AIR CONDITIONING:

Heating and ventilation system: the three speed fan combined with vents built into the chassis ensure a **perfect flow of air throughout the cab**. Options available include heating which operates independently of the motor, and/or air conditioning.

EQUIPEMENT:

Sound-proofing, tinted windows, adjustable steering column, radio, electrically controlled and pneumatically folding mirrors, 19 spotlights, 2 rotating warning lights.

A pleasure to drive, state of the art technology!

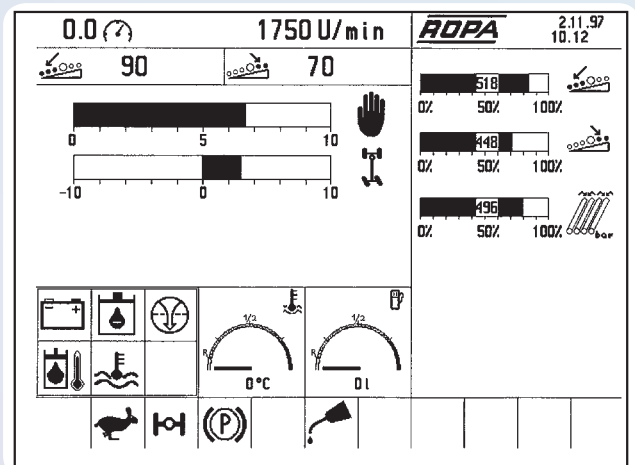


Monitoring and control.

Communication between the two on-board computers and the terminal via **CAN-BUS**.

The graphical display keeps the driver continually informed about the status of:

- **driving speed.**
- **engine data.**
- **rotation speed of the collection rollers.**
- **rotation speed of the roller bed.**
- **forward speed.**
- **roller bed drive pressure.**
- **pick up roller drive pressure.**
- **the control of the hydraulic system.**
- **the diagnostic system** with error code display.



The

ROPA



- Loading belt high/low.
- Angle of the loading belt.
- Rotation of the loading belt.
- Rotation of the intermediate arm.
- Rotation speed of the pick up rollers.
- Rotation speed of the cleaning rollers.
- RPM of the diesel engine.
- Hydrostatic forwards/backwards movement (for loading).
- Forward speed
- Working depth (middle/left/right).
- Operation of the terminal.



OPERATION:

New control console with:

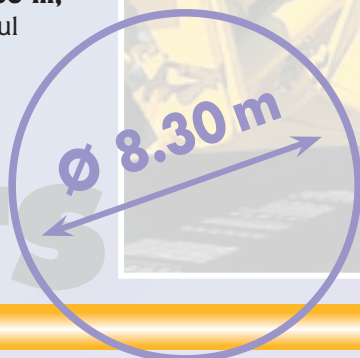
- integrated terminal,
- rotating seat,
- 2 joysticks controlling all of the main functions, an accelerator pedal,
- various switches on the right-hand console.



MOBILITY

In the space of **two minutes**, the euro MAUS **changes from transport mode to work mode** without the driver getting out of the cab.

A turning angle of 30° at the front and 40° at the rear results in a **turning circle of 8.30 m**, which is particularly useful when turning in fields.




facts






7 position sensors



2 pressure sensors

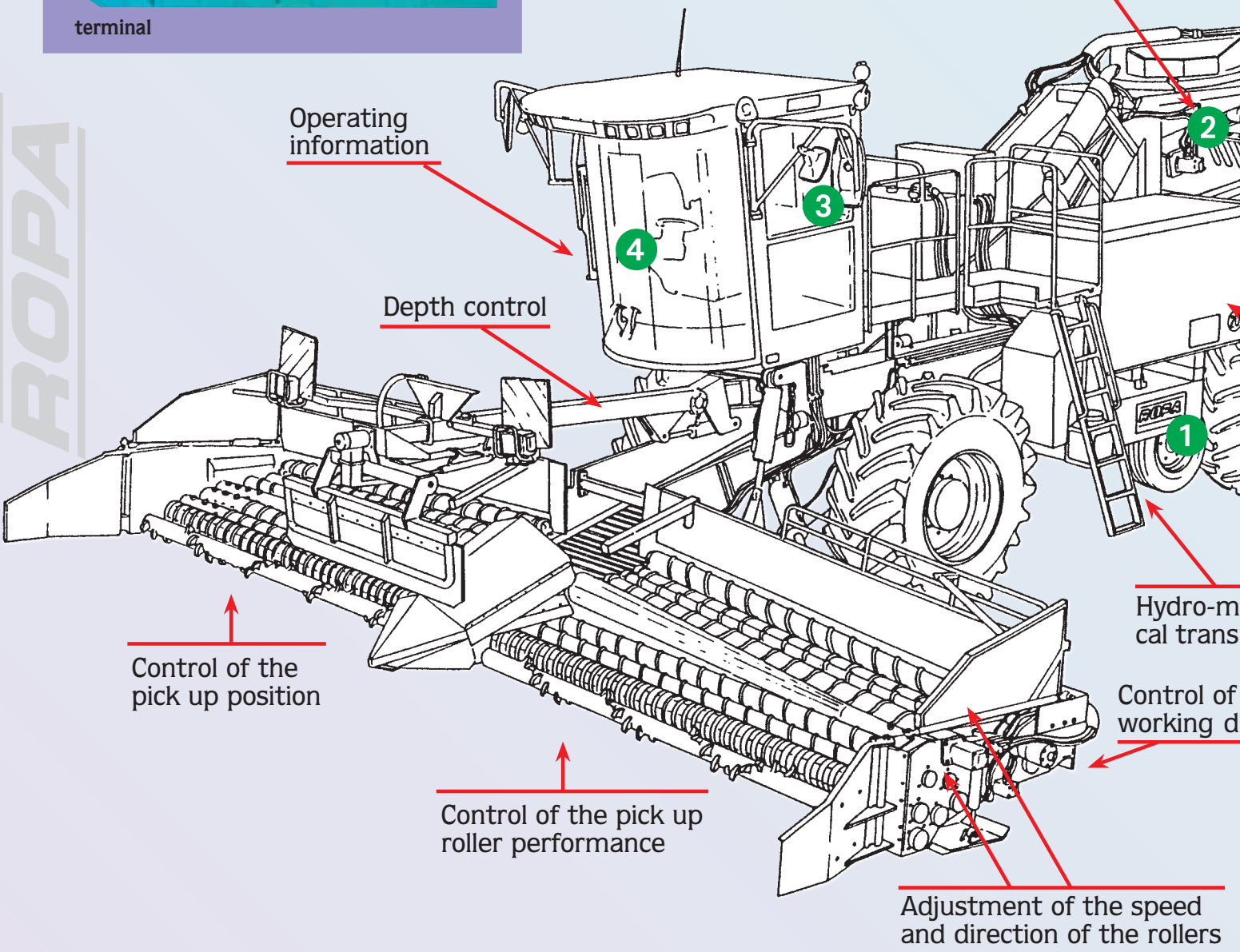


2 control computers



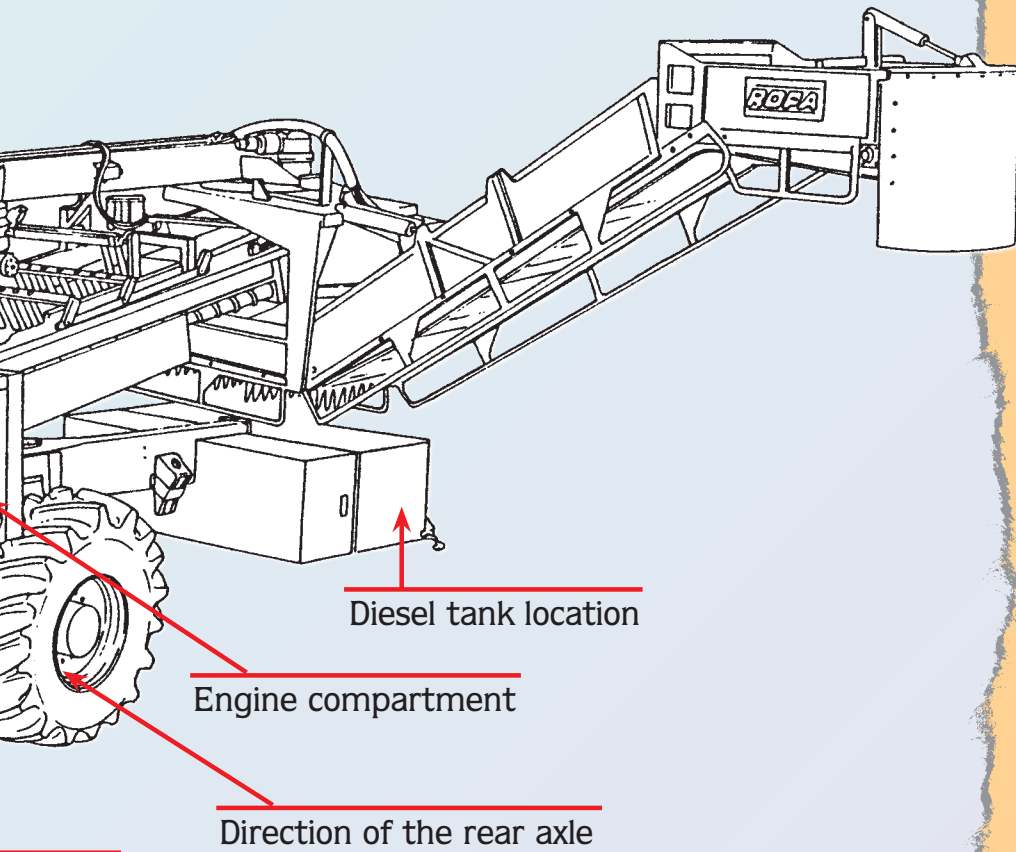
terminal

CAN-BUS



ROPA

Operation of the electronic control system



mechanism

the depth



TECHNICAL SPECIFICATIONS:

- Engine:** MAN D0836 LF 03 turbo intercooler, 206 KW (280HP) at 2300 U/min., fully electric steering (Bosch – EDC).
- Transmission:** Hydro-mechanical transmission with a two speed gearbox, two separate adjustable differential lock. Electronic control of transmission. speed: 0-20 k.p.h, optional 0-25 k.p.h
- Steering:** 4-wheel steering and crab operation. 30° forward steering angle, 40° rear.
- Turning circle:** Inside turning circle 8.3 m.
- Cab:** Curved and tinted windows, rotating seat with multifunction lever and integrated computer, heater, folding rear-view mirrors, radio, spot lights, rotating warning lights.
- Performance:** Approx. 350 tonnes/hour, equivalent to 30 tonnes in 4-8 min.
- Fuel tank:** 1340 litres capacity, hydraulically pivoting, with additional balance weight.
- Collection:** 8.70 m wide, 18 reversible rollers with continuously variable control of rotation speed, distributing the flow of beets to the left and to the right. Central moving probe.
- Conveyor belt:** 80 cm wide (50 mm spacing).
- Cleaning:** Standard, 90 cm wide bed (40 mm or 50 mm spacing).
- Options:** Reversible roller bed, 125 cm wide.
- Loading:** 80 cm wide (40 or 50 cm spacing).
- Loading height:** 6 m.
- Loading extension:** 11.50 m, optional 13 m with extended loading belt.
- Size:** length: 13 m
width: 3 m
height: 4 m
- Tyres:** Michelin 680/75 R 32 front and rear.
- Standard equipment:** Central lubrication, collecting arm for the end of the heap, different tools.
- Additional equipment:** Roller bed, engine-independent heating system, air-conditioning.
- Tested by the TÜV and the accident prevention office. Conforms to EU standards. We reserve the right to make technical modifications. Made in Germany.

ROPA
FAHRZEUG- UND MASCHINENBAU GMBH

Sittelsdorf 24 • D-84097 Herrngiersdorf
Tel: +49-8785-9601-0
Fax: +49-8785-9601-41

Internet: www.ropa-maschinenbau.de
e-mail: vertrieb@ropa-maschinenbau.de

